




ALUMINUM RAILING SIMPLIFIED

- PRE-WELDED LEVEL AND STAIR PANELS WITH PATENT PENDING BRACKET SYSTEM
- DISTINCTLY DIFFERENT FROM THE TRADITIONAL ALUMINUM KITS
- QUICK AND EASY INSTALLATION
- 100% RECYCLABLE
- SUPERIOR PERFORMANCE IN STRENGTH AND SAFETY
- USE WITH WOOD AND FORTRESS ALUMINUM POSTS
- TESTED IN ACCORDANCE WITH ICC-ES[™] AC273, NBCC, OBC, ABC, & BCBC

AI¹³ ALUMINUM RAILING PANEL SYSTEM

6' TRADITIONAL RAILING PANEL



69" - (1753mm)

GLOSS BLACK

ITEM# 51134690 - 34" (864mm)
ITEM# 51140690 - 40" (1016mm)


WHITE

ITEM# 51134691 - 34" (864mm)
ITEM# 51140691 - 40" (1016mm)

BLACK SAND

ITEM# 51134698 - 34" (864mm)
ITEM# 51140698 - 40" (1016mm)

8' TRADITIONAL RAILING PANEL



93" - (2362mm)

GLOSS BLACK

ITEM# 51134930 - 34" (864mm)
ITEM# 51140930 - 40" (1016mm)

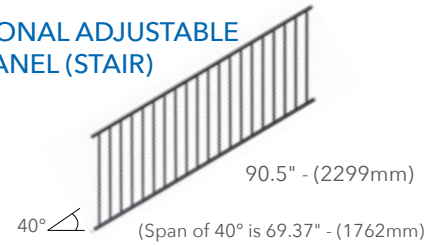
WHITE

ITEM# 51134931 - 34" (864mm)
ITEM# 51140931 - 40" (1016mm)

BLACK SAND

ITEM# 51134938 - 34" (864mm)
ITEM# 51140938 - 40" (1016mm)

8' TRADITIONAL ADJUSTABLE RAILING PANEL (STAIR)



90.5" - (2299mm)

40°

(Span of 40° is 69.37" - (1762mm))

GLOSS BLACK

ITEM# 51234720 - 34" (864mm)
ITEM# 51240930 - 40" (1016mm)

WHITE

ITEM# 51234721 - 34" (864mm)
ITEM# 51240931 - 40" (1016mm)

BLACK SAND

ITEM# 51234728 - 34" (864mm)
ITEM# 51240938 - 40" (1016mm)

AI¹³ ALUMINUM POSTS, CAPS AND BASE COVERS

ALUMINUM POST WITH BASE & BASE COVER



GLOSS BLACK

ITEM# 51339010 - 3"X39.5" (76mm x 1003mm)
ITEM# 51345010 - 3"X45.5" (76mm x 1156mm)

WHITE


ITEM# 51339011 - 3"X39.5" (76mm x 1003mm)
ITEM# 51345011 - 3"X45.5" (76mm x 1156mm)

BLACK SAND

ITEM# 51339018 - 3"X39.5" (76mm x 1003mm)
ITEM# 51345018 - 3"X45.5" (76mm x 1156mm)



5.75" Base Cover
(included in Post Box)



3" FLAT PYRAMID CAP

ITEM# 51500040 (GLOSS BLACK)
ITEM# 51500041 (WHITE)
ITEM# 51500048 (BLACK SAND)



3" BALL CAP

ITEM# 51500060 (GLOSS BLACK)
ITEM# 51500061 (WHITE)
ITEM# 51500068 (BLACK SAND)

AI¹³ ALUMINUM BRACKETS



EVOLVE INTERNAL BRACKET (BAG 4)

Insert inside of the ends of the top and bottom rail.

ITEM# 51500110 (GLOSS BLACK)
ITEM# 51500111 (WHITE)
ITEM# 51500118 (BLACK SAND)



EVOLVE EXTERNAL BRACKET (BAG 4)

Allows the panels to be dropped into the bracket which hides all fasteners

ITEM# 51500210 (GLOSS BLACK)
ITEM# 51500211 (WHITE)
ITEM# 51500218 (BLACK SAND)



EVOLVE EXTERNAL LARGE BRACKET (BAG 4)

Used for straight/level applications with Accent Top Panels

ITEM# 51500510 (GLOSS BLACK)
ITEM# 51500511 (WHITE)
ITEM# 51500518 (BLACK SAND)



EVOLVE STAIR BRACKET (BAG 4)

Use for Stair Applications, bracket cap conceals fasteners

ITEM# 51500310 (GLOSS BLACK)
ITEM# 51500311 (WHITE)
ITEM# 51500318 (BLACK SAND)



EVOLVE ANGLE BRACKET (BAG 4)

Use for angle/miter applications, bracket cap conceals fasteners

ITEM# 51500410 (GLOSS BLACK)
ITEM# 51500411 (WHITE)
ITEM# 51500418 (BLACK SAND)



EVOLVE P2 BRACKET (BAG 4)

Use in level and angle/miter applications. Use with Accent Top Rail and Accent Top Panels

ITEM# 51500610 (GLOSS BLACK)
ITEM# 51500611 (WHITE)
ITEM# 51500618 (BLACK SAND)



EVOLVE P2 STAIR BRACKET (BAG 4)

Use in stair applications and with Accent Top Rail in stair application

ITEM# 51500710 (GLOSS BLACK)
ITEM# 51500711 (WHITE)
ITEM# 51500718 (BLACK SAND)

AI¹³ ALUMINUM P2 RAIL JOINT COVERS & INSTALLATION TEMPLATE



AI¹³ RAIL JOINT COVER (BAG 4)

Use with Evolve P2 brackets, hides uneven cuts and provides a seamless installation

ITEM# 51501000 (GLOSS BLACK)

ITEM# 51501001 (WHITE)

ITEM# 51501008 (BLACK SAND)



AI¹³ RAIL JOINT COVER STAIRANGLE (BAG 4)

Use with Evolve P2 and Evolve P2 Stair brackets, hides uneven cuts and provides a seamless installation

ITEM# 51502020 (GLOSS BLACK)

ITEM# 51502021 (WHITE)

ITEM# 51502028 (BLACK SAND)



EVOLVE EXTERNAL BRACKET INSTALLATION TEMPLATE

Use this template to mark for drill holes when using Evolve External Bracket for easy installation

ITEM# 51546030



ALUMINUM POST ANCHOR BASE PLATE 5.75"

Use under wood blocking to provide secure post connection

ITEM # 51505050

AI¹³ ALUMINUM ACCESSORIES

Snap Accent Top Rails on top of your Traditional Rail Panels to create a detailed design to your rail. 8' - 93.5" (2375mm)



8' COLONIAL FLAT ACCENT TOP RAIL

ITEM # 51400930 (GLOSS BLACK)

ITEM # 51400931 (WHITE)

ITEM # 51400938 (BLACK SAND)

Use Evolve P2 or Evolve P2 Stair brackets



8' RING TOP ACCENT TOP PANEL

ITEM# 51401930 (GLOSS BLACK)

ITEM# 51401931 (WHITE)

ITEM# 51401938 (BLACK SAND)

Place Accent Top Panels on top of Traditional Railing Panels for added design.



8' CIRCLE TOP ACCENT TOP PANEL

ITEM# 51403930 (GLOSS BLACK)

ITEM# 51403931 (WHITE)

ITEM# 51403938 (BLACK SAND)

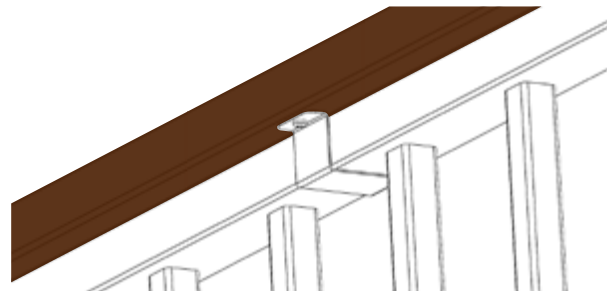


8' 3 RAIL ACCENT TOP PANEL

ITEM# 51402930 (GLOSS BLACK)

ITEM# 51402931 (WHITE)

ITEM# 51402938 (BLACK SAND)



ALUMINUM CAP RAIL CLIPS (BAG 4)

ITEM# 51500070 (GLOSS BLACK)

ITEM# 51500071 (WHITE)

ITEM# 51500078 (BLACK SAND)

Used to attach a wood, vinyl or composite rail to the top of your panel.



ALUMINUM RAIL SUPPORT BLOCK (3.5") (95.25mm)

ITEM# 51500050 (GLOSS BLACK)

ITEM# 51500051 (WHITE)

ITEM# 51500058 (BLACK SAND)

Used for extra support under a Railing panel

TRADITIONAL GATE



34" X 34.5"
(864mm x 876mm)
40" X 34.5"
(1016mm x 876mm)

GLOSS BLACK

ITEM# 51134350 - 34" X 34.5"
ITEM# 51140350 - 40" X 34.5"

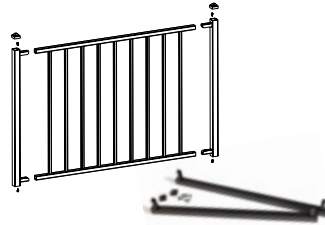
WHITE

ITEM# 51134351 - 34" X 34.5"
ITEM# 51140351 - 40" X 34.5"

BLACK SAND

ITEM# 51134358 - 34" X 34.5"
ITEM# 51140358 - 40" X 34.5"

GATE UPRIGHTS (Make a Gate)



GLOSS BLACK (2PCS)

ITEM# 51534050 - 34"
ITEM# 51540050 - 40"

WHITE (2PCS)

ITEM# 51534051 - 34"
ITEM# 51540051 - 40"

BLACK SAND (2PCS)

ITEM# 51534058 - 34"
ITEM# 51540058 - 40"



AEROSOL TOUCH UP PAINT (6 OZ)

ITEM# 660370 (GLOSS BLACK)
ITEM# 660371 (WHITE)
ITEM# 660378 (BLACK SAND)



TOUCH UP PAINT PEN

ITEM# 660360 (GLOSS BLACK)
ITEM# 660361 (WHITE)
ITEM# 660368 (BLACK SAND)



EPOXY

ITEM# 660972

REPLACEMENT STATIC MIXER/EXTENSION

ITEM# 660973

GATE KIT #2

ITEM# 650084
(Adds 1½" - 38mm to gate opening)



RES-TRU CLOSE HINGE X2



LOCK & LATCH

